




SEPTEMBER 2024

# Alation Brand Guidelines



# Table of Contents

- 01 Logo Usage
- 02 Colors
- 03 Typography
- 04 Photography
- 05 Graphic Elements
- 06 Supporting Links & Contact Information



# Logo Usage

## Using the Alation Logo

### Logo/Brandmark

Our logo, or brandmark, is made up of two elements — the icon and wordmark.

Whenever possible, the full logo should be used, but the icon can be used alone as well.

### Icon

The icon (wings), is an identifying element of our brand. It can be used by itself for certain applications, notably in swag or digital use cases that require a 1:1 aspect ratio.

### Wordmark

The wordmark should never be used by itself. Ever.

## Elements of the Logo

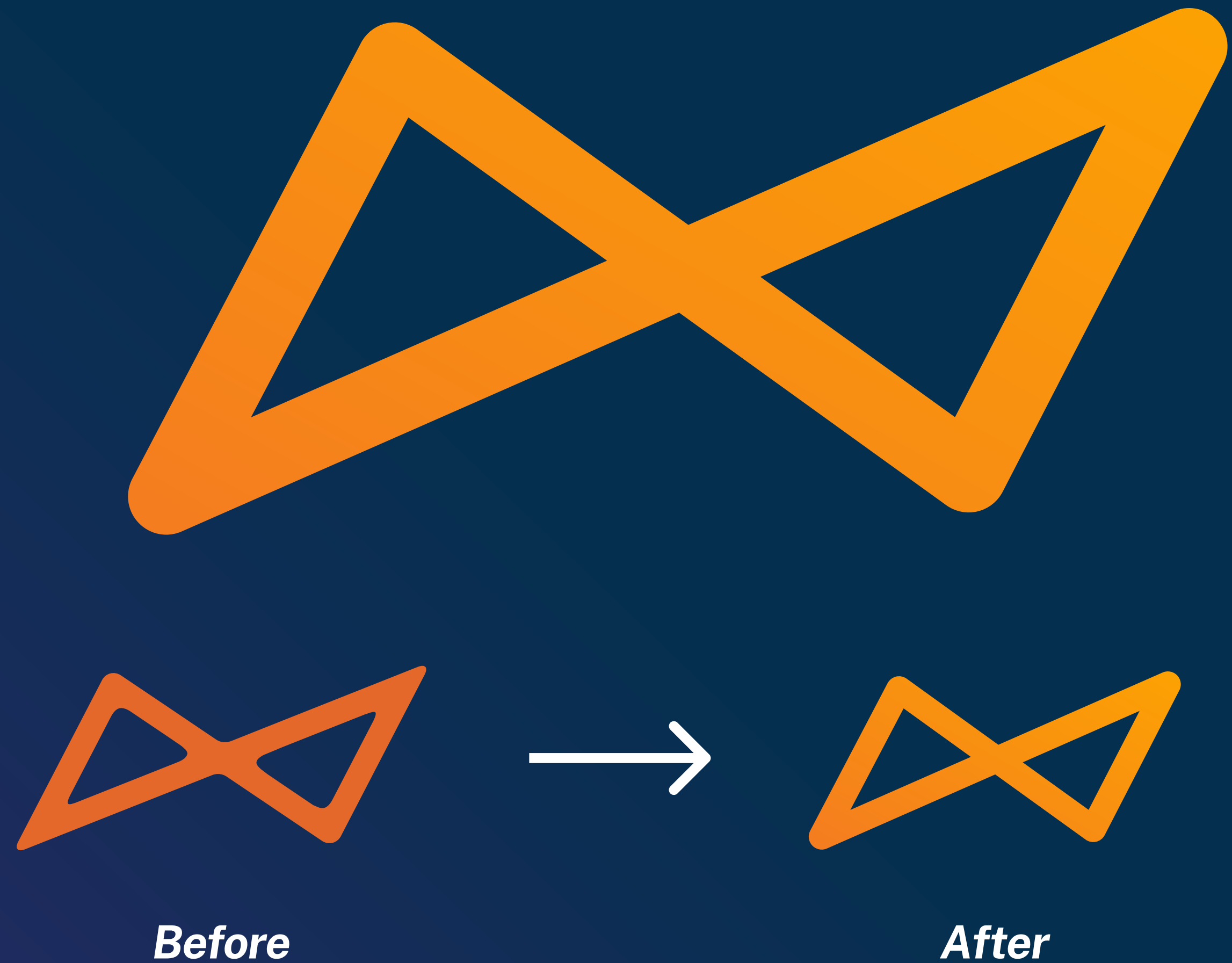


## ***Introducing the Improved Icon***

The revised version of the Alation wings has been simplified to have a consistent stroke width throughout its form. This creates a more balanced overall look without removing the innate personality found within the original. The slanted angles are still present, but the negative space within the mark is now truly mirrored.

## **Evolution of Our Wings**

---





# A Logo with a Distinct Style

Our icon (wings) should appear in white, slate gray, or as a gradient using the Alation Orange and sun yellow colors.

The brandmark should appear in the same colors as the icon (white, slate gray, or as a gradient using the Alation Orange and sun yellow colors) but only in four distinct ways. The brandmark can be all white, all slate gray, gradient icon with white wordmark, or gradient wings with slate gray wordmark.

Please note: make sure the logo has contrast with the background. Do not use the slate gray logo on Neo Blue.

## Wings Colors



**White**  
Hex: #FFFFFF  
RGB: 255, 255, 255



**Slate Gray**  
Hex: #35444D  
RGB: 53, 68, 77



**Alation Orange to Sun Yellow**  
Hex: #F47C20      Hex: #FDA600  
RGB: 244, 124, 32      RGB: 253, 166, 0

## Logo | Brandmark Colors



**White**      Hex: #FFFFFF      RGB: 255, 255, 255



**Slate Gray**      Hex: #35444D      RGB: 53, 68, 77



**Alation Orange to Sun Yellow**      **White**  
Hex: #F47C20      Hex: #FDA600      Hex: #FFFFFF  
RGB: 244, 124, 32      RGB: 253, 166, 0      RGB: 255, 255, 255



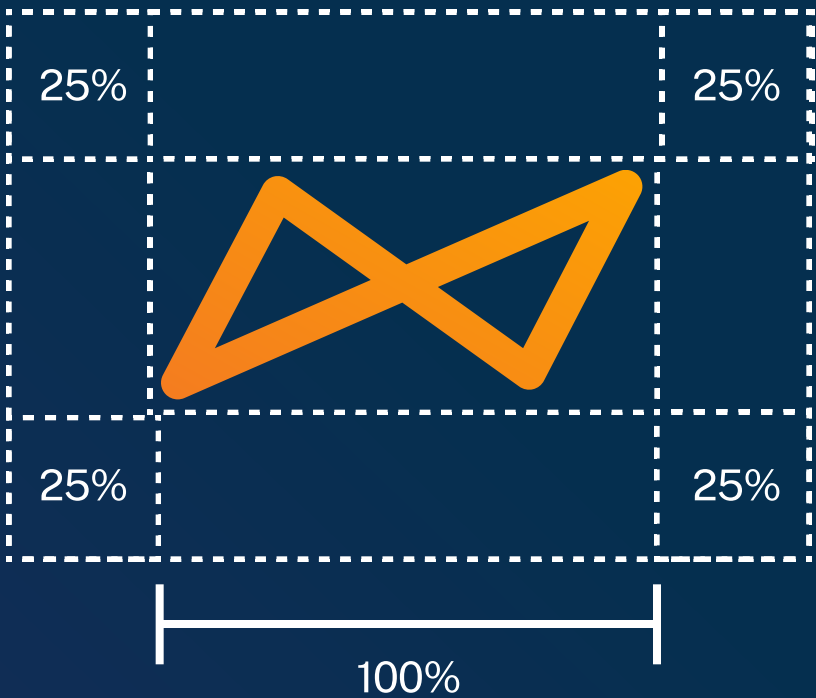
**Alation Orange to Sun Yellow**      **Slate Gray**  
Hex: #F47C20      Hex: #FDA600      Hex: #35444D  
RGB: 244, 124, 32      RGB: 253, 166, 0      RGB: 53, 68, 77

# Give the Logo Space & Preferred Placement


Because our logo is one of the most identifiable components of our brand, we want to make sure it has the necessary breathing room to shine on its own. Imagine that you're in line for a movie and the person behind you is standing four inches from your back. Not fun. We want to make sure we give our logo the clear space it deserves.

When adding the logo to anything, placement is key. To keep a consistent look across the assets, the Alation logo should be placed in specific areas for optimal viewing.

## Spacing



## Placement





# The Incorrect Way to Use the Alation Logo

Using our logo consistently ensures brand recognition and allows for creativity elsewhere. Avoid these usages.

1. Placing the logo on a busy background
2. Rotating or stretching the logo
3. Placing the logo on a background with low contrast
4. Adding effects, like drop shadows or inner shadows.
5. Using colors not approved for the logo
6. Placing in a shape or container

## Things to Avoid

1.



2.



3.



4.



5.



6.






## Co-branding & Partnership Lockups

Partners approved to use the Alation logo within a lockup should ensure that the Alation logo appears first, there is a complete parity of size, and that there is appropriate spacing between the logos per our space guidelines. Generally, if a partner is using the icon, the wings icon should be used. If a partner is using the full logo, use the full Alation brandmark.

The design element that separates the two marks is flexible in form and color based on the context of the partnership, but our default is slate gray or white, depending on the font color.

### Alation Logo and Partner Logo Lockup



# Colors

# Color Palette

Our color palette provides flexibility and allows for high contrast, dynamic layouts that reflect Alation’s vibrant brand story.

Our prominent color of Alation Orange is saved for emphasizing important information or highlighting key terms and phrases.

Neo Navy is primarily used as a connected element to the Alation product while Vivid Purple, Sun Yellow, and Sea Foam are all used as accents for gradients, drop shadows, and graphic elements.

## Primary Color Palette

Alation Orange

Hex: #F47C20  
RGB: 244, 124, 32  
CMYK: 0/63/100/0

Web accessible

Primary

Hex: #E3682A

Hover

Hex: #D95F22

Slate Gray

Hex: #35444D

RGB: 53, 68, 77

CMYK: 78/62/52/40

White

Hex: #FFFFFF

RGB: 255, 255, 255

CMYK: 0/0/0/0

Neo Navy

Hex: #002E4B  
RGB: 0, 46, 75  
CMYK: 100/80/44/43

Vivid Purple

Hex: #442374  
RGB: 68, 35, 116  
CMYK: 90/100/21/8

Sun Yellow

Hex: #FDA600  
RGB: 253, 166, 0  
CMYK: 0/40/100/0

Sea Foam

Hex: #80DED8  
RGB: 128, 222, 216  
CMYK: 44/0/20/0



# Color Tints

We use color tints to further express our main color palette and create dynamic visual impact.

## Color Tints

	90 #F58936	80 #F6964D	70 #F7A363	60 #F8B079	50 #F9BD8F	40 #FBCBA6	30 #FCD8BC	20 #FDE5D2	10 #FEF2E9
	90 #1A445E	80 #345970	70 #4D6D82	60 #678294	50 #8097A5	40 #99ACB7	30 #B3C1C9	20 #CCD5DB	10 #E6EAED
	90 #573982	80 #694F90	70 #7C659E	60 #8F7BAC	50 #A191B9	40 #B4A7C7	30 #C7BDD5	20 #DAD3E3	10 #ECE9F1
	90 #FDAF1A	80 #FDB833	70 #FEC14D	60 #FECA66	50 #FED380	40 #FEDB99	30 #FEE4B2	20 #FFEDCC	10 #FFF6E5
	90 #8DE1DC	80 #99E5E0	70 #A6E8E4	60 #B3EBE8	50 #BFEFEB	40 #CCF2EF	30 #D9F5F3	20 #E6F8F7	10 #F2FCFB
	90 #4B5961	80 #626E75	70 #788288	60 #8F979C	50 #A5ACB0	40 #BCC1C4	30 #D2D5D7	20 #F4F5F7	

# Gradients

For specific occasions, we use gradients to drive connection back to the brand. The gradients are meant to extend the idea of connectedness and community and capture the importance that access to data creates.

Gradients may only be positioned in the following angles;

- 0°
- 45°
- 90°

## Gradients

Slate Gray 20 to White

Sea Foam 10 to Sun Yellow 10

Alation Orange 10 to Sun Yellow 10

Sea Foam 100 to Sun Yellow 100 to Alation Orange 100 \*

Alation Orange 100 to Sun Yellow 100 \*


Vivid Purple 100 to Sun Yellow 100

Vivid Purple 100 to Neo Navy 100


Slate Gray 100 to Vivid Purple 100

Sea Foam 100 to Neo Navy 100 \*


## DO NOT



Do not use radial gradients.



Gradients should be subtle and transition smoothly between colors (preferably dark to light). Do not add intermediate values to the gradient.



Use only brand colors from the Alation brand palette to create a gradient. Never use unauthorized color combinations.

# Typography



# Typography



Public Sans provides great readability and accessibility as a font. If Public Sans is not available on an application, Open Sans is a close substitute.

## Public Sans Regular

Aa Bb Cc Dd Ee Ff Gg Hh Ii Jj Kk Ll Mm Nn Oo Pp Qq Rr Ss Tt Uu Ww Xx Yy Zz  
0 1 2 3 4 5 6 7 8 9

## Public Sans Light

Aa Bb Cc Dd Ee Ff Gg Hh Ii Jj Kk Ll Mm Nn Oo Pp  
Qq Rr Ss Tt Uu Ww Xx Yy Zz  
0 1 2 3 4 5 6 7 8 9

## Public Sans Bold

Aa Bb Cc Dd Ee Ff Gg Hh Ii Jj Kk Ll Mm Nn Oo Pp  
Qq Rr Ss Tt Uu Ww Xx Yy Zz  
0 1 2 3 4 5 6 7 8 9

## Public Sans Medium

Aa Bb Cc Dd Ee Ff Gg Hh Ii Jj Kk Ll Mm Nn Oo Pp  
Qq Rr Ss Tt Uu Ww Xx Yy Zz  
0 1 2 3 4 5 6 7 8 9

## Public Sans Black

Aa Bb Cc Dd Ee Ff Gg Hh Ii Jj Kk Ll Mm Nn Oo Pp  
Qq Rr Ss Tt Uu Ww Xx Yy Zz  
0 1 2 3 4 5 6 7 8 9

Aa

HEADER

09

BODY

Aa

EMPHASIS

# This is the typographic style

Use Medium for large titles and headline content.  
Examples include cover page, section break titles of presentations, stand-alone statements, and quotes.

Use header typography with the yellow to orange gradient to emphasize keywords.

## BOLD FOR EYEBROW COPY

# Bold for Headlines.

## Medium for subheadings

Use Regular for body copy. Lorem ipsum dolor sit amet, consectetur adipiscing elit. Donec felis metus, vulputate eu ultrices at, finibus a velit. **Suspendisse potenti.** Sed quis leo dolor. Ut quam ex, consectetur vel ullamcorper at, varius vitae dui. Quisque pulvinar efficitur erat id pretium.

Etiam placerat velit sed **velit vulputate** efficitur. Sed sit amet tellus ante. Sed faucibus ligula non risus imperdiet, ac dignissim nulla hendrerit. Pellentesque **bibendum mattis felis**, porttitor dictum **ipsum sagittis sed.** Etiam mattis fermentum sem in varius. Nullam in est in nisi tempor ornare et ut est. Mauris dapibus est sit amet leo rhoncus, at feugiat lorem volutpat. Proin suscipit neque at nisi eleifend ultrices.

Use regular for captions. eleifend ultrices ncus, at feugiat lorem volutpat  
leifend ultrices ncus, at feugiat lorem volutpat.

Use Bold in ALL CAPS for eyebrow copy.

Use Bold in TITLE CASE for headlines.

Use Medium in SENTENCE CASE for subheadlines.

Use Regular in SENTENCE CASE for body copy.

Use Bold to highlight key words (optional).

Use Regular in SENTENCE CASE for captions.

## ***Emphasis Style***

This type style is used for spotlight moments in Alation branding. It introduces a sense of forward motion and depth, emphasizing that we help drive results with data.

### Rules:

- Use only the Sun Yellow to Alation Orange gradient
- Gradient direction is left to right
- Maximum word count for emphasis type is 5 words

Proven and  
trusted by **nearly  
600 organizations**

Sun Yellow 100 to Alation Orange 100

# Photography



# Photography

Photography is used to visualize the user journey and the data community that we celebrate at Alation.

Our images are bright and candid. They highlight the feelings of ease and productivity that comes from using our product. Alation users are depicted in their respective industries to showcase the environments in which data is used to make important decisions.

When sourcing imagery, avoid images with multiple and irrelevant devices, heavy editorial lighting, and abstract motifs.







## ***Image Treatments***

We use our colors and graphic elements to add visual interest to imagery. Masks, gradients, overlays, and abstract shapes are mainly used to make imagery more stylistic and recognizable as Alation.

These examples demonstrates ways to make imagery unique to our branding.



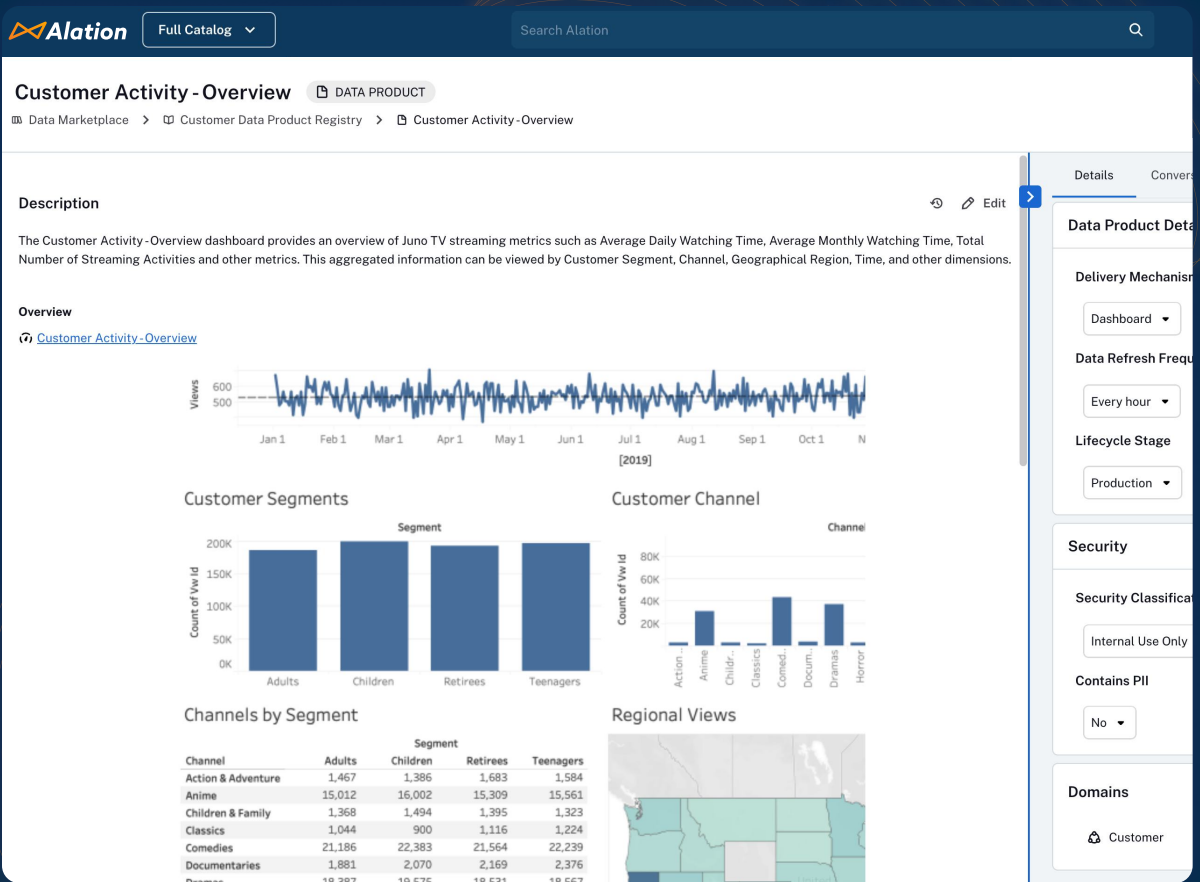
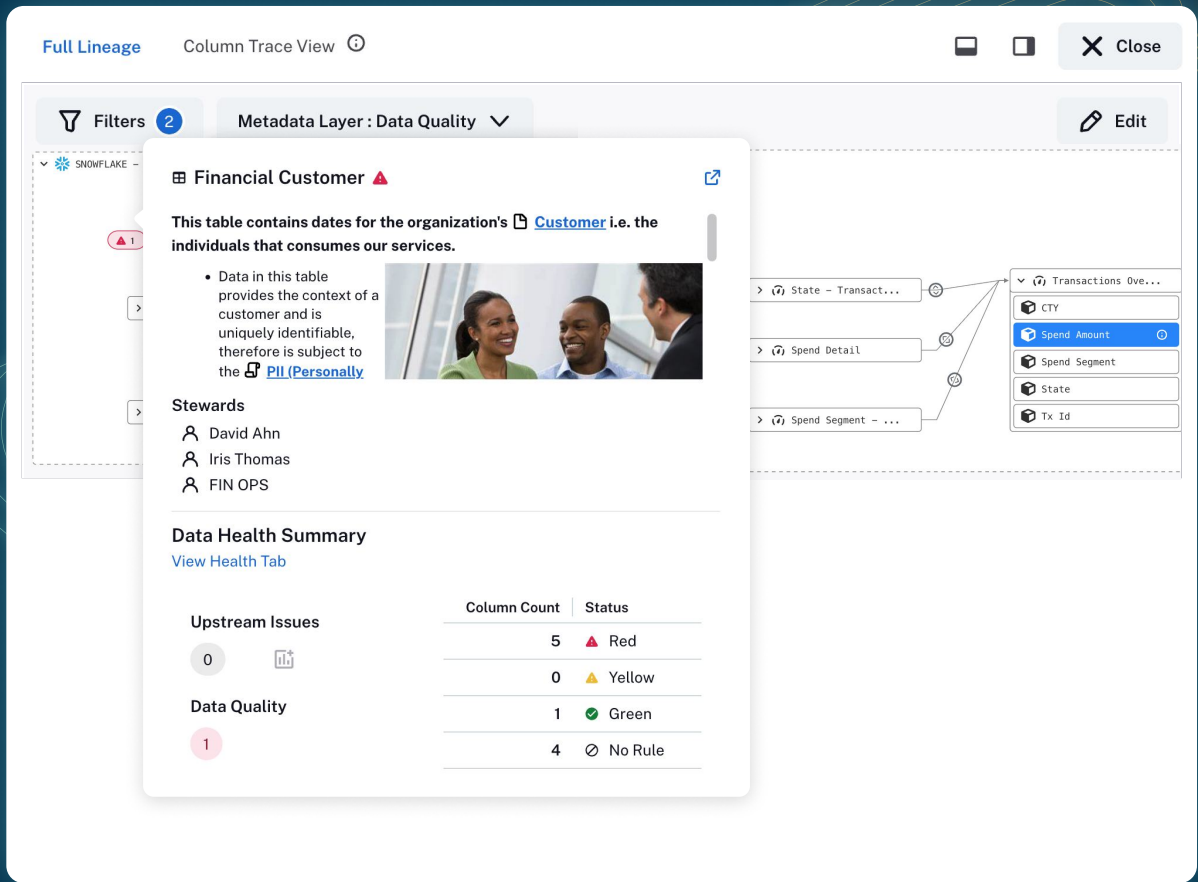
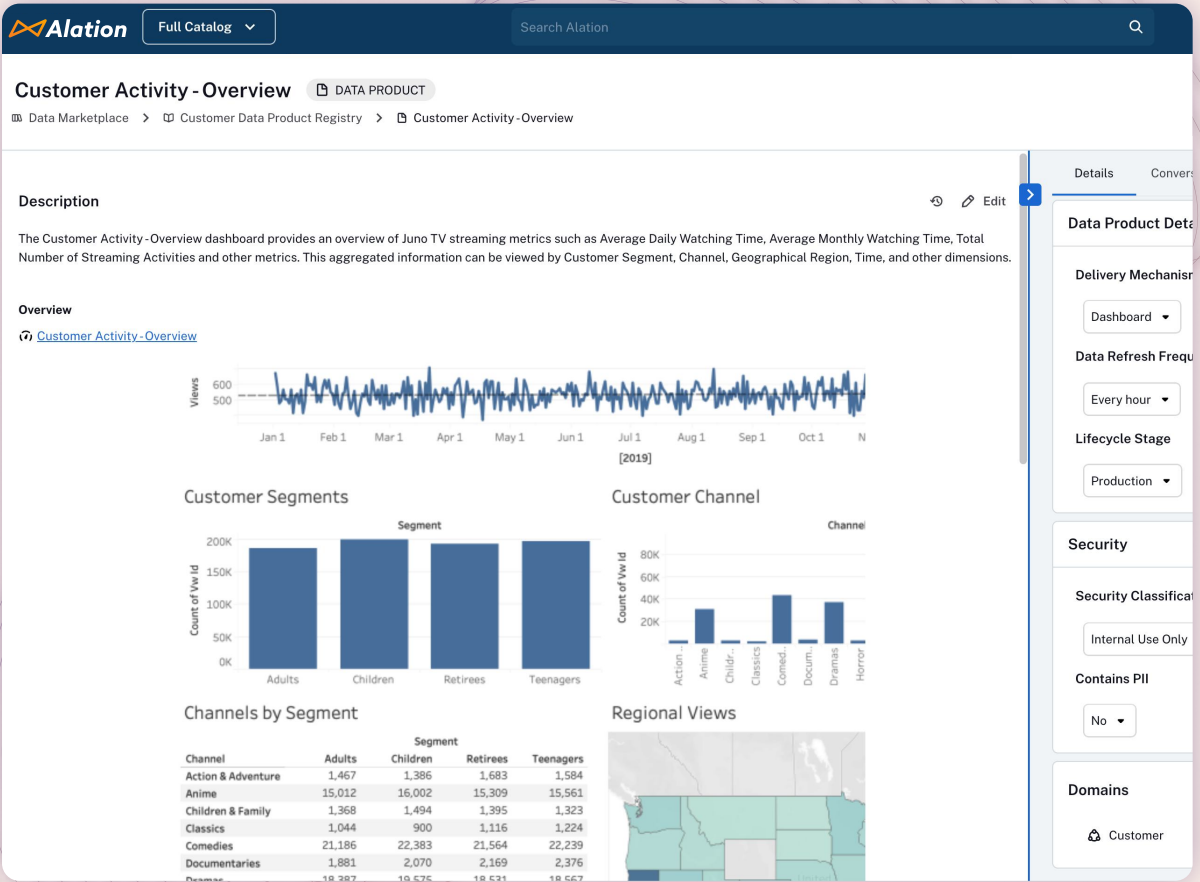
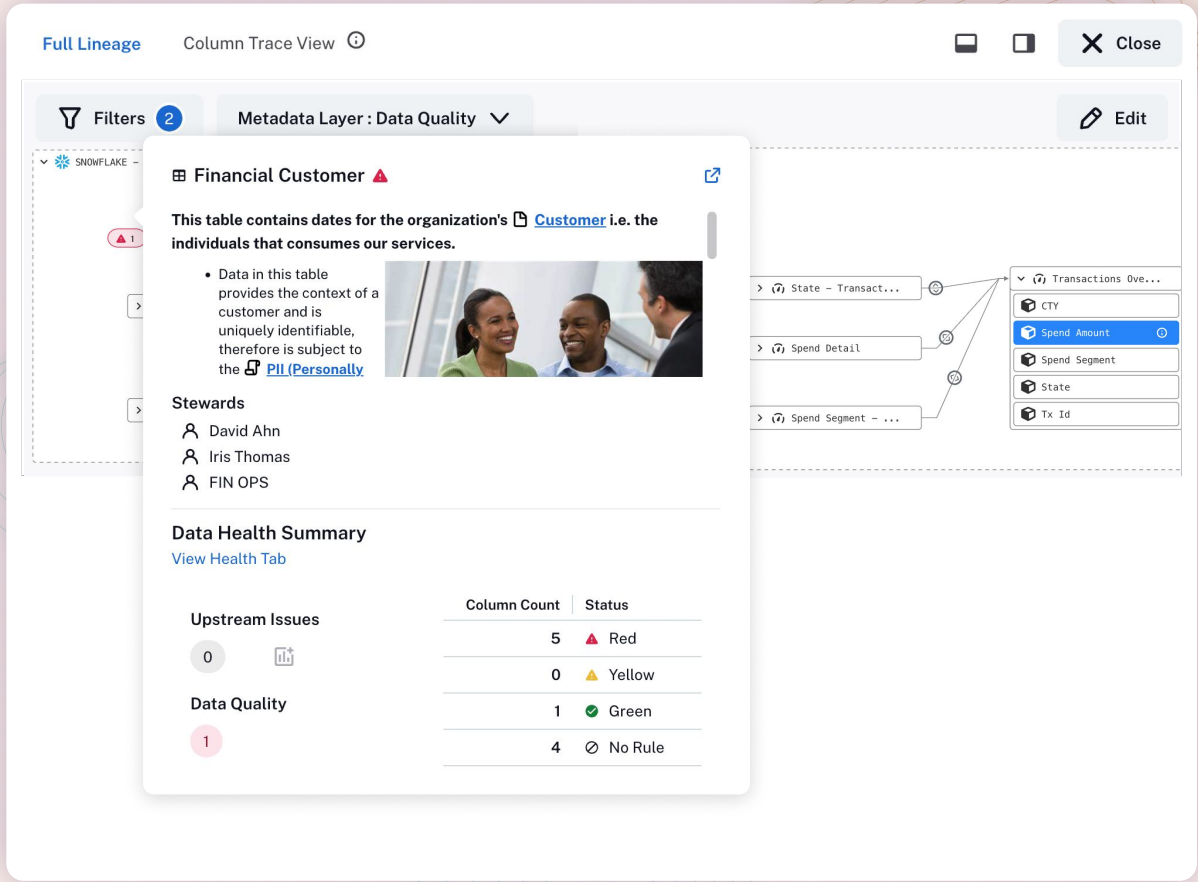


# Product Imagery

When showing off the Alation product, the product itself should be the main focus with graphic elements and colors as supporting elements. When possible, be sure to include the Neo Navy header from within the product into the screenshot on display. Always be sure to use rounded corners (8px is recommended).

Supporting elements can include:

- Thin, outside stroke
- Drop shadow with blur effect to create a neon, glow aesthetic
- Background graphic elements with gradients and reduced opacity



# Graphic Elements







## ***Alation Amplifier***

The amplifier effect is an expressive metaphor meant to convey the impact and power that Alation brings to its customers and community.

The amplified wings appear as a graphic element that is layered into an existing scene or positioned as a major backdrop. The amplifier effect is not meant to be used as a logo.

## **Amplifier Effect Applications**





# *The Window*

The window enables us to utilize negative space within our icon, and to contain visual references to themes, topics, or conversations that are relevant to the brand in key moments.

The window works best with textures and abstract shapes, or close ups of scenes. If people are present within the window, special care must be taken with how they are cropped within the shape.

## Window Applications







## ***Data Wave***

Data flows through organizations like a stream of water reaching a new destination, and in some cases, like a mighty wave that brings newfound sustenance. Alation enables and empowers users to access and make the most of their data, utilizing it in new and profound ways. The data wave visuals are meant to symbolize the steady flow of new understanding and discovery of key data insights. We use this visual to create a sense of discovery when utilizing data insights.

## **Wave Textures**

---





# Shapes

Our shapes pull from our visual brand history as an ode to the evolution of our brand identity.

These shapes can be layered, scaled, rotated, or outlined to achieve any visual design goals.



## Shapes





# Glass and Glow Effects

Our glass and glow effects expand the possibilities of how we visually display our product and resources. The glass and glow effects are used in tandem to highlight a piece of information, or for visual interest.

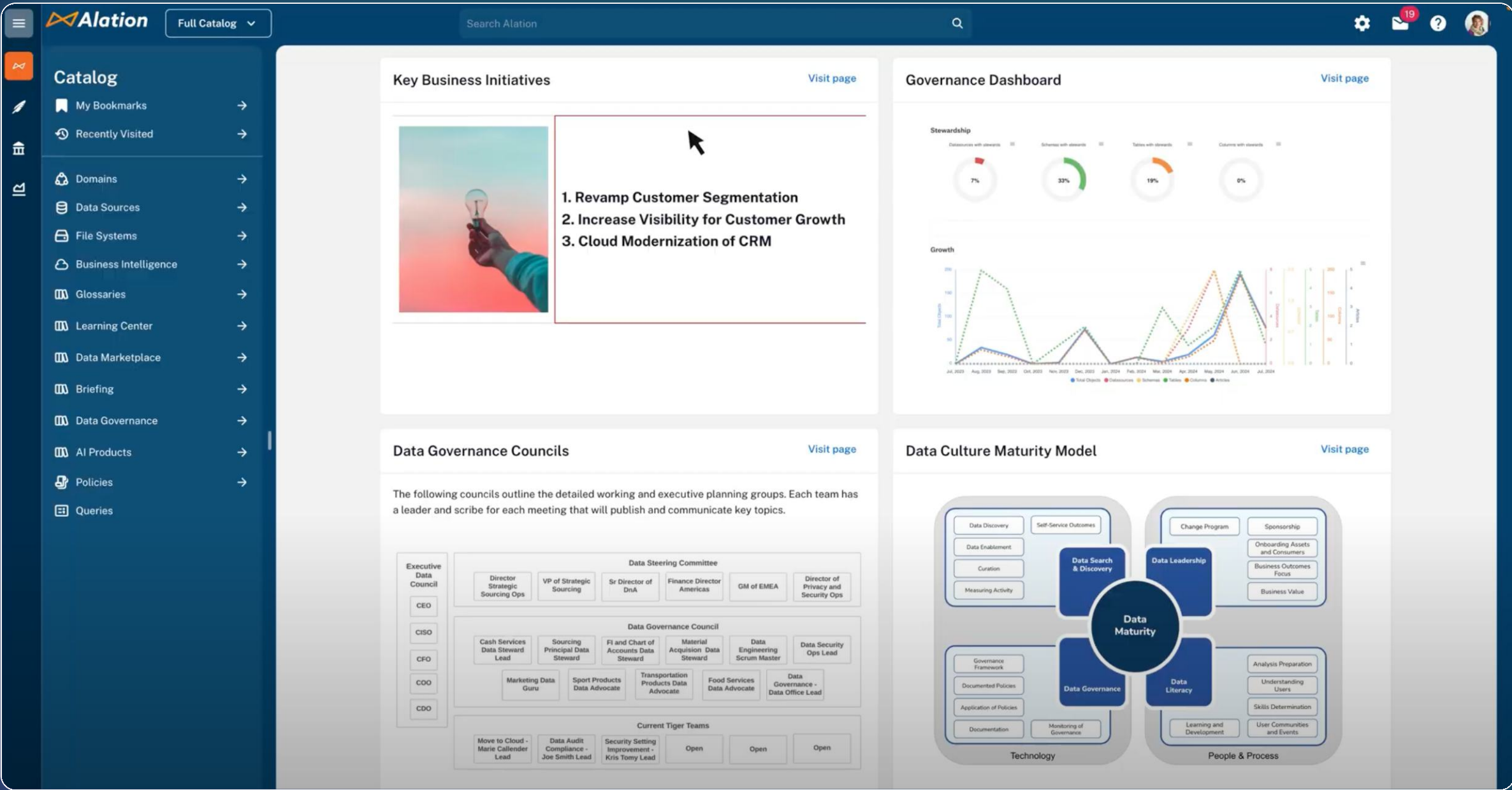
## Glass Effect Settings:

- Background Blur in Figma
- Gaussian Blur in Adobe

## Glow Effect Settings:

- Drop Shadow in Figma
- Outer Glow in Adobe
- Thin outside stroke

# Glass and Glow Effects Application



# Icon Library

Alation uses the Material Design Icons Library to visually tie our product with the rest of our public platforms. Alation either uses the ‘Outlined’ icons or the ‘Rounded’ icons in an asset. We do not mix styles within the same asset design.

These icons are accessible, universal, and scalable, and should be used in SVG format.

## Icons

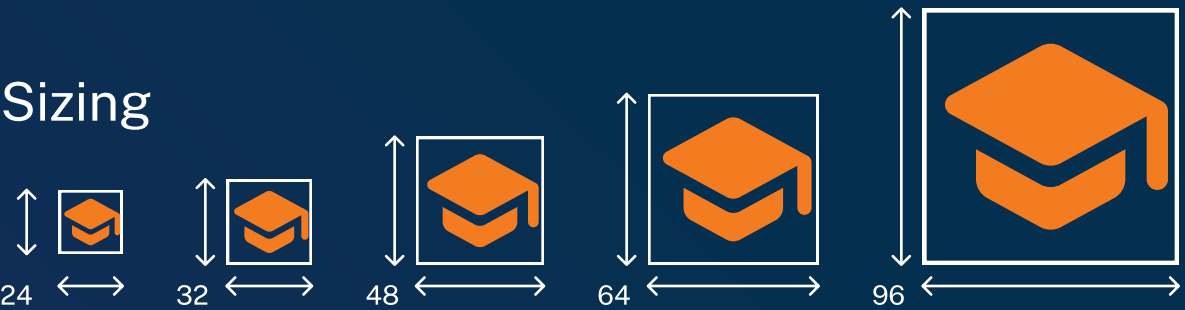
Outlined



Rounded

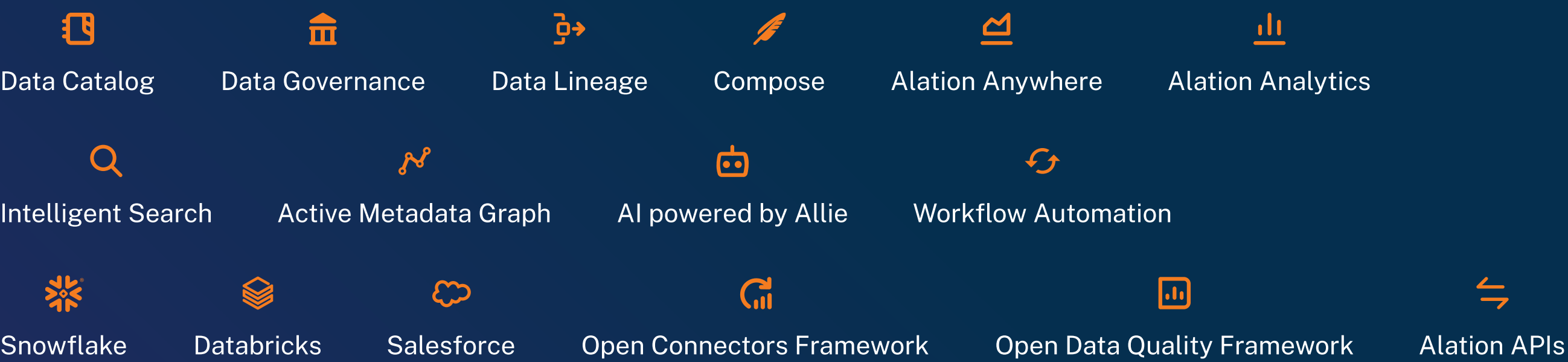


Sizing




Icon sizes scale on multiples of 8, with 24x24 being the smallest icon size

### Alation Product Icons



### Alation Value Icons





# Button Styling

At Alation, we believe the best decisions are made with data. The anatomy of our call-to-action buttons become more meaningful with that belief.

Our primary CTA button color is Web Accessible Alation Orange. When using an orange or orange gradient background, we lean into the Neo Navy fill color.

## Button Styling

### Button-Primary

#### Static



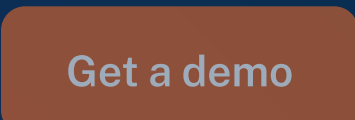
Text color: #FFFFFF  
Fill color: #E3682A

#### Hover




Text color: #FFFFFF  
Fill color: #D95F22

#### Inactive



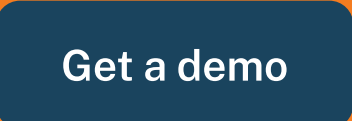
Static version, but with 60% opacity

#### Static



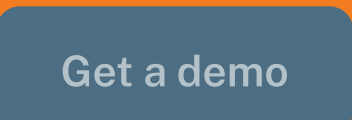
Text color: #FFFFFF  
Fill color: #002E4B

#### Hover



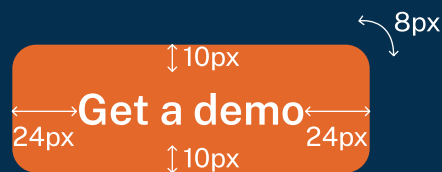
Text color: #FFFFFF  
Fill color: #1A445E

#### Inactive



Text color: #B3C1C9  
Fill color: #4D6D82

### Button Styling Breakdown



Font weight is SEMIBOLD  
16px font size  
28px line height

## DO NOT



Use gradient fills for a button

Rotate the button

Change the shape

Add a drop shadow



# Quote Styles

Customer stories, testimonials, and research are the foundations of our product’s success. We highlight our champions’ voices in multiple ways as they demonstrate confidence in our product and our market leadership.

Quote boxes can be floating or coming in from one side of a graphic. Additionally, they utilize the glass and glow effects.

## Quote Styles



Lorem ipsum dolor sit amet consectetur. Eu diam aliquet est volutpat aliquam facilisis pellentesque eget. Enim suspendisse tincidunt lobortis morbi nunc tincidunt varius. Consequat pellentesque blandit arcu nunc.

**Bold name**  
Position, Company



Lorem ipsum dolor sit amet consectetur. Eu diam aliquet est volutpat aliquam facilisis pellentesque eget. Enim suspendisse tincidunt lobortis morbi nunc tincidunt varius. Consequat pellentesque blandit arcu nunc.

**Bold name**  
Position, Company



Lorem ipsum dolor sit amet consectetur. Eu diam aliquet est volutpat aliquam facilisis pellentesque eget. Enim suspendisse tincidunt lobortis morbi nunc tincidunt varius. Consequat pellentesque blandit arcu nunc.

 **Bold name**  
Position, Company



Lorem ipsum dolor sit amet consectetur. Eu diam aliquet est volutpat aliquam facilisis pellentesque eget. Enim suspendisse tincidunt lobortis morbi nunc tincidunt varius. Consequat pellentesque blandit arcu nunc.

 **Bold name**  
Position, Company

## ***Supporting Links***

- [Alation Media Center](#)
- [Alation Brand Kit](#)
- [Alation Logos](#)
- [Alation Product Icons](#)
- [Alation Product Imagery](#)
- [Alation Leadership Headshots](#)

## ***Contact Information***

- ✉ [Brand@alation.com](mailto:Brand@alation.com)
- in [linkedin.com/company/alation/](https://linkedin.com/company/alation/)
- X [x.com/Alation](https://x.com/Alation)
- ▶ [youtube.com/@Alation](https://youtube.com/@Alation)
- f [facebook.com/alationinc](https://facebook.com/alationinc)



